



**A Z U M A**  
Design



WORLD RECOGNISED  
ACCREDITATION

NATA Accredited Laboratory No: 15147

**AS5039 TEST REPORT**  
**SECURITY WINDOW GRILLE**

AZT Number: AZT0070.09

Manufactured By: Barrier Home Security and Blinds

Tested By: Nathan Olsen Date: 20<sup>th</sup> May 2009

Certified By: Nathan Olsen Date: 20<sup>th</sup> May 2009

Witnessed By: Robert Irwin Date: 20<sup>th</sup> May 2009

**Details of Test Window**

Sample Identification: Secureview Fixed Window

Size: 900mm x 1500mm Class A,B,C or D: A

Mounting method used (ie rebate, face fixed...): Face fixed

Gap between Window and Mounting Frame Lock Side (mm): -

Hinge Side (mm): -

Type of Material Used in Mounting Frame: Pine

Constructional Description of Test Window: Secure Fixed Window made from stainless steel mesh fixed using a co-extruded PVC wedge with polymer adhesive the entire perimeter of the screen.

**Note: Please see drawings at end of report for further detail.**



**A Z U M A**  
Design



WORLD RECOGNISED  
ACCREDITATION

NATA Accredited Laboratory No: 15147

## SECURITY WINDOW GRILLE

### Details of Window Infill

Manufactured By: Harwood Group Pty Ltd (Meshtek)

Type: III

### Dynamic Impact Test

Check weight of Impact bag: 43.330 kilograms

Drop Height of Impact bag for 100 J blow: (using formula  $\frac{10204}{w} = h$ )

w = weight of bag in kilograms  
h = drop height in millimeters

### Observations

Standard: 10mm

Impact 1: 20mm

Impact 2: 25mm

Impact 3: 26mm

Impact 4: 28mm

Impact 5: 29mm

**Result:** Passed

Remarks: Nil



**A Z U M A**  
Design

NATA Accredited Laboratory No: 15147



WORLD RECOGNISED  
ACCREDITATION

SECURITY WINDOW GRILLE

Lock/Hinge and/or fixing Lever Test

LOCATION	PASS	FAIL	FORCE (N)	REMARKS
TOP LH				
BOTTOM LH				
TOP RH				
BOTTOM RH				

Remarks: Could not fit jemmy apparatus for any fixing or locking point, therefore no test could be performed resulting in a PASS...



**A Z U M A**  
Design



WORLD RECOGNISED  
ACCREDITATION

NATA Accredited Laboratory No: 15147

**SECURITY WINDOW GRILLE**

**Pull Tests**

LOCATION/FORCES	A 150mm max.	B 450mm max.	C 100 x 100mm max.	D	E	PASS	FAIL
CENTRE PULL TEST 1.5 kN							
LOCKING POINT PULL TEST 1.5 kN							
TOP PULL TEST 1.5 kN							
BOTTOM ANGLED PULL TEST 1.5 kN							

**A** – Max. size of any gap between Edge of Security Window Grille and Frame after removal of force (static).

**B** – Max. size of gap at full Deflectional Load (dynamic).

**C** – The size of any gap occurring as a result of the test.

**D** – Whether any part of the infill broke away completely from the remainder of the Security Window Grille framing as a result of the test.

**E** – Whether the Window Grille remained in a fixed position.

Remarks: Could not fit pull test apparatus, therefore no test could be performed resulting in a PASS.





**A Z U M A**  
Design



WORLD RECOGNISED  
ACCREDITATION

NATA Accredited Laboratory No: 15147

**SECURITY WINDOW GRILLE**

**Knife shear test**

Remarks: Sample has been previously tested through Azuma Design and is still valid- see report reference # AZT0050.

**CONCLUSION**

<u><b>Test</b></u>	<u><b>Result</b></u>
Dynamic Impact test:	PASSED
Lock and Hinge lever test:	PASSED ( <b>Did not attempt</b> )
Pull test:	PASSED ( <b>Did not attempt</b> )
Knife shear test:	PASSED ( <b>Previously tested</b> )

SIGNATORY NAME: Nathan Olsen

SIGNATURE: *Nathan Olsen*


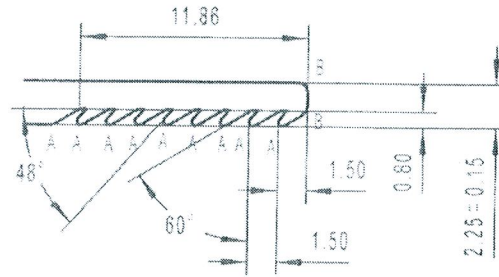
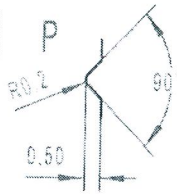
DATE: 20<sup>th</sup> May 2009

DARLEY ALUMINIUM TRADING PTY LTD PURCHASER SECTION APPROVAL PURCHASER SIGNATURE..... DATE.....  
 EXCLUSIVE SHAPES  
 The purchaser whose name appears on this drawing warrants to Darley Aluminium Trading that the extruded shape shown on this drawing, and any products made from it do not infringe any patent, registered design, copyright or confidential information belonging to a third party. The purchaser shall indemnify Darley Aluminium Trading against all damages, losses and expenses arising out of any breach of this warranty.  
 SHAPE DIMENSIONS  
 This drawing has been checked for correct dimensions, tolerances and any other special requirements by the purchaser. Alterations made after tooling manufacture is commenced will be at the purchaser's account. ABN 14 076 364 057

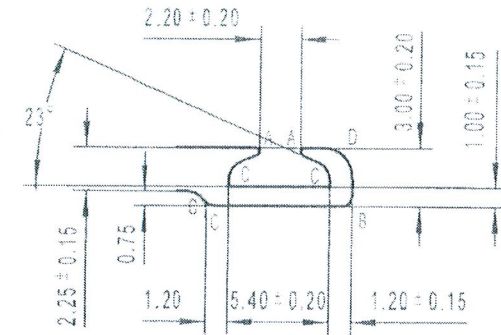
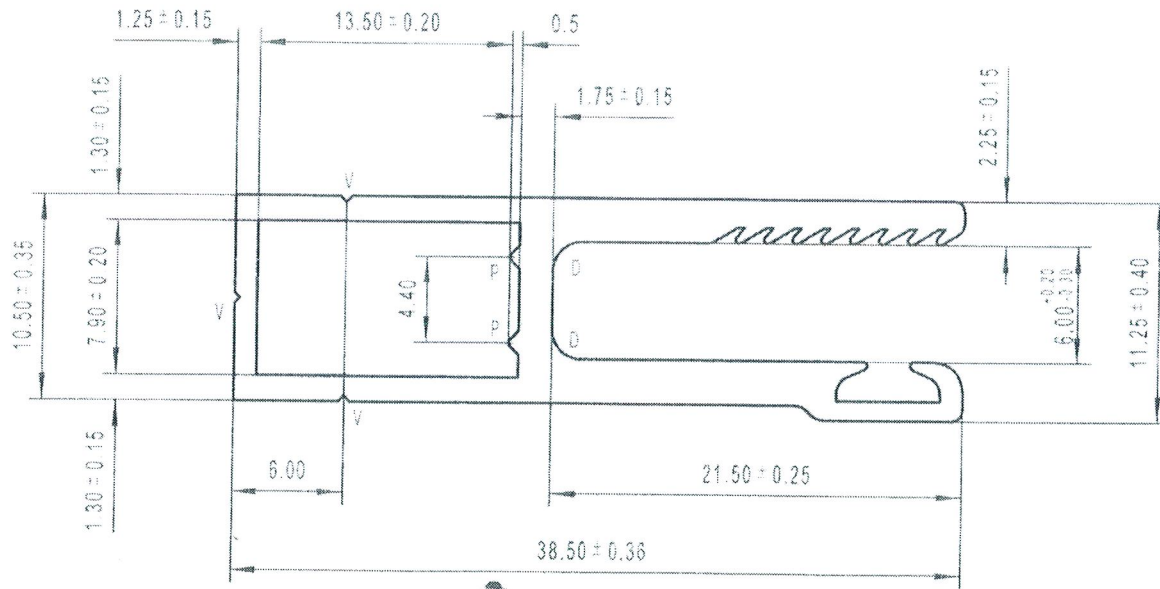
SECT.NO. REV. 0

HAR160

**NATA**  
**NATA Accredited Laboratory**  
**Number: 15147**  
 This laboratory is accredited by the National Association of Testing Authorities, Australia. The tests reported herein have been performed in accordance with its scope of accreditation. This document shall not be reproduced, except in full.  
 Checked by: *Nathan [Signature]*



$I_{xx}=2731.662(\text{mm}^4)$   
 $I_{yy}=18680.342(\text{mm}^4)$



A=0.20 RAD  
 B=0.50 RAD  
 C=1.00 RAD  
 D=1.50 RAD  
 V=0.30X90°  
 Unspecified radii 0.40  
 Unspecified wall thickness \*\* ± 0.15  
 ——— Visible surface  
 - - - - - Painted perimeter

Page 6 of 7



**DARLEY ALUMINIUM**  
 EXTRUDERS, DISTRIBUTORS &  
 WHOLESALEERS OF COMMERCIAL &  
 DOMESTIC ALUMINIUM SECTIONS  
 Tel:612- 8887 2888 Fax:612-9834 3244

AREA	158	sq mm
WEIGHT	0.427	kg/m
ANOD PERIMETER	161	mm
PAINTED PERIMETER	000	mm
ALLOY / TEMPER	6063/T5	mm

CUSTOMER : HARWOOD GROUP

APPLICATION : \*\*

DRAWN	CHECKED	DATE	SCALE
YEN		2007-4-12	1:1

# ALUMINIUM EXTRUSION DRAWING

SECTION NO. **PM-00006**



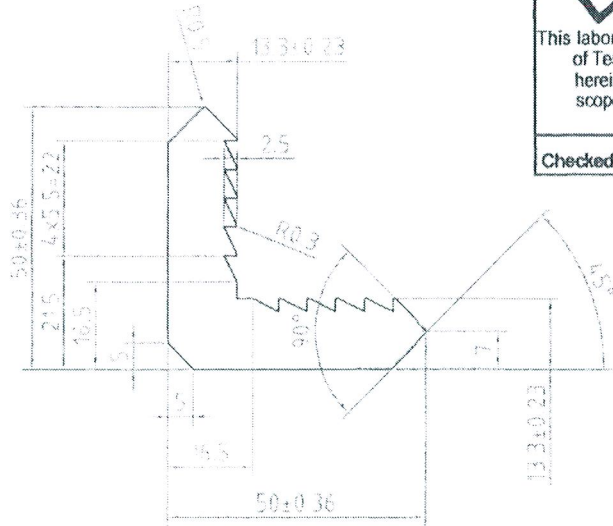
ALLOY 6063	TEMPER T5	AREA(SQ MM) 993.36	MASS(KG/M) 2.682	FACTOR	TOTAL PERIM(MM) 211.25	ANGD.PERIM(MM) 211.35	PAINT PERIM(MM)	C.C.DIA(MM) 62.20
---------------	--------------	-----------------------	---------------------	--------	---------------------------	--------------------------	-----------------	----------------------



**NATA Accredited Laboratory**  
Number: 18147

This laboratory is accredited by the National Association of Testing Authorities, Australia. The tests reported herein have been performed in accordance with its scope of accreditation. This document shall not be reproduced, except in full.

Checked by: *Natha*



Fab drawing

## DRAWING APPROVAL

We hereby approve this drawing and acknowledge that it is in accordance with our requirements and subject to tolerances of BSS 1474. We acknowledge that your terms and conditions of sale apply and we accept full responsibility for any infringement of copyright, patent, trademark or registered design that may arise from the shape drawn.

COMPANY: \_\_\_\_\_  
 BUYER'S NAME: \_\_\_\_\_ SIGNATURE: \_\_\_\_\_ DATE: \_\_\_\_\_  
 DIE SAMPLES REQUIRED: \_\_\_\_\_  
 No. OF PIECES: \_\_\_\_\_ SAMPLE LENGTH: \_\_\_\_\_

UNSPECIFIED THICKNESS:

UP TO 0.30 RADIUS ON ALL EXTERNAL CORNERS UNLESS OTHERWISE SPECIFIED  
 VISIBLE SURFACES DENOTED \_\_\_\_\_ DIMENSIONS IN MILLIMETRES

**PROFESSIONAL METALS PTY. LIMITED**

COPYRIGHT PANASIA ALUMINIUM (AUSTRALIA) LIMITED ALL RIGHTS RESERVED

DATE 27/02/08	ISSUE 01 REV 01/08	DRAWN DENGLEY	CHECKED	SCALE 1:1	CUSTOMER	APPLICATION	PART NO.	TOLERANCES IN ACCORDANCE WITH AS 1300 WILL APPLY UNLESS OTHERWISE SPECIFIED
------------------	-----------------------	------------------	---------	--------------	----------	-------------	----------	---

Page 7 of 7